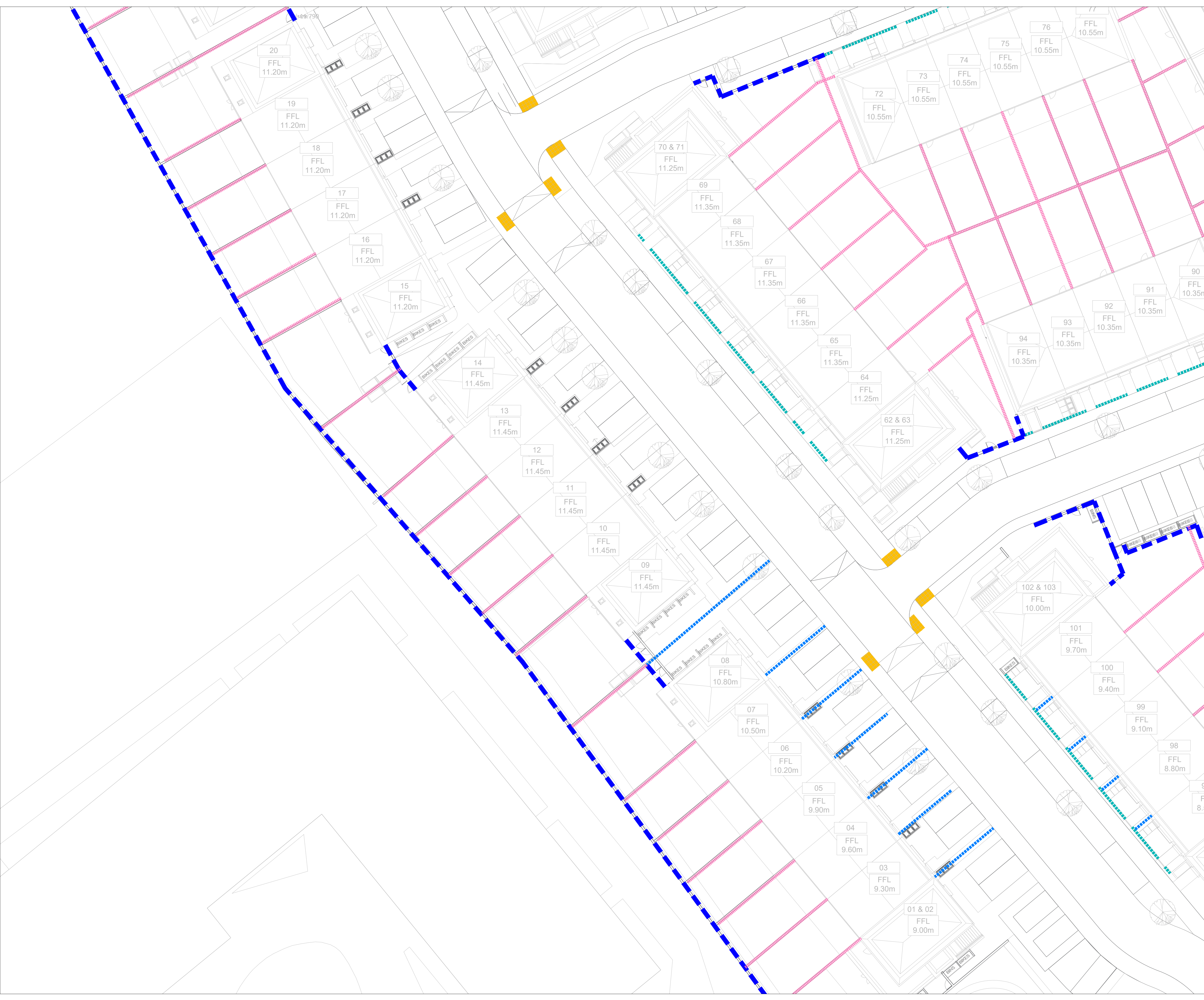















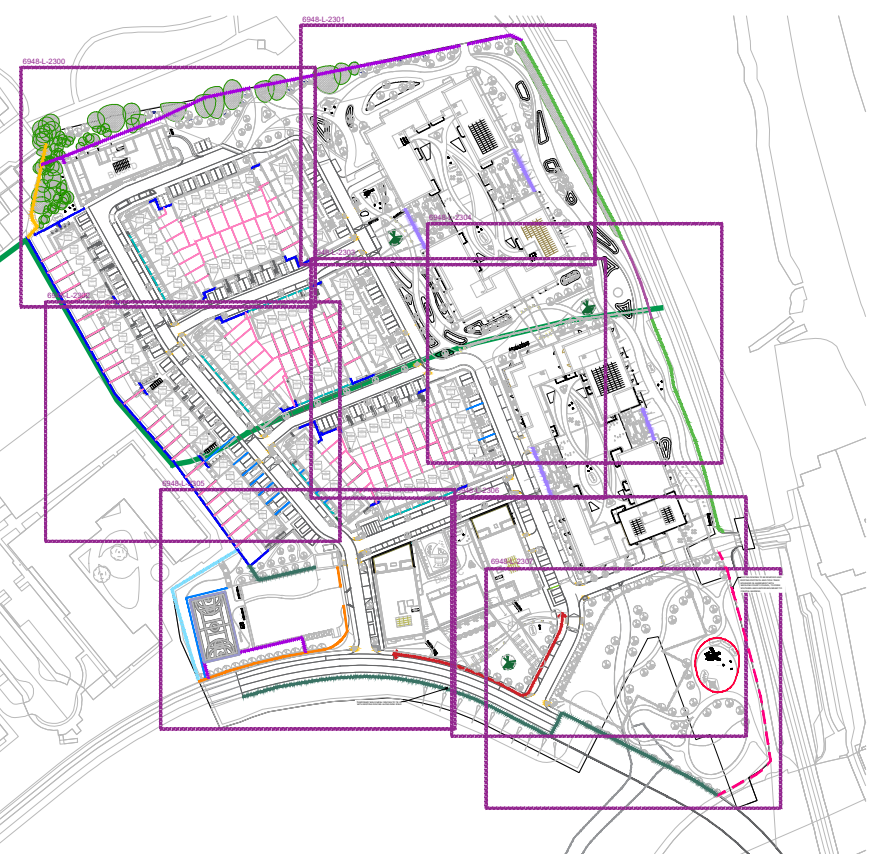


Copyright. All Rights Reserved.
 This work is copyright and cannot be re-produced or copied in any form or by any means (graphic, electronic, or mechanical including photocopying) without the written permission of the originator. Any license, express or implied, to use this document for any purpose whatsoever is restricted to the terms of the agreement or implied agreement between the originator and the instructing party.
 Unless otherwise stated all dimensions are in millimetres. Where dimensions are not given, drawings must not be scaled and the matter must be referred to the Landscape Architect. If the drawing includes conflicting details/dimensions the matter must be referred to the Landscape Architect. All dimensions must be checked on site. The Landscape Architect must be informed by the contractor, of any discrepancies before work proceeds.
 THIS DRAWING IS TO BE READ IN CONJUNCTION WITH RELEVANT CONSULTANT'S DRAWINGS.



- ### BOUNDARY TREATMENT
-  EXISTING SCHOOL PALADIN FENCE TO BE RETAINED
 -  EXISTING FENCE ALONG RAILWAY TO BE RETAINED
 -  2m WALL WITH RENDERED FINISH & CAPPED
 -  RETAINING WALL - HEIGHT VARIES RENDERED FINISH & CAPPED
 -  2M HIGH BLOCK WALL WITH RENDERED FINISH AND CAPPED - SUBJECT TO AGREEMENT WITH NEIGHBOURING PROPERTY OWNERS
 -  1.2m WELD MESH SECURITY FENCE POWDER COATED
 -  1.8m HIGH CONCRETE POST AND TIMBER PANEL FENCE, WITH INTEGRATED RETENTION WHERE REQUIRED.
 -  3m MESH BALLSTOP FENCE TO MUGA - GREEN
 -  1.2M BOWTOP RAILING AND SELF-CLOSING GATE TO PLAY AREAS
 -  1.2M HIGH IVY SCREEN BOUNDARY TREATMENT
 -  FEATURE BRICK WALL WITH BRICK PIERS & RAILING WITH ACCESS GATE
 -  WELD MESH SECURITY FENCE POWDER COATED TO MATCH EXISTING HEIGHT
 -  2m HIGH RAILING & GATE
 -  2m HIGH FEATURE STONE WALL
 -  1.1m RAILINGS TO PODIUM EDGE



Revision Notes	By / Chk	Date	Rev
Status: PLANNING			



Park Hood

Chartered Landscape Architects

Hawarden House, 163 Upper Newtownards Road, Belfast, BT4 3HZ
 T: +44 (0) 28 9029 8020 E: info@parkhood.com parkhood.com

Client: Shankill Property Investments Ltd

Project: Coastal Quarter SHD 2 Planning Application
Bray

Title: BOUNDARY TREATMENT
Sheet 3 of 8

Job No: 6948	Scale@A1 1:200	Date: Aug 22
Drawing Number		
6948-L-2302		

	Revision
	-